




# Project Magazine




ALEXANDRIA - ROMANIA

APRIL 2022/7

## 4<sup>th</sup> LTT meeting in Centrul Scolar de Educatie Incluziva Alexandria, Romania, 28<sup>th</sup> March – 1<sup>st</sup> April 2022

Erasmus+ and eTwinning project partners “Sky is the limit – SENART” from Turkey, Portugal, Croatia, Romania and Poland meet in **Centrul Scolar de Educatie Incluziva Alexandria, Romania**. The aim of this meeting was drama and theater, and all kind of activities connected to this art that could be apply in working with students or with students with disabilities. It was a wonderful time of creative and varied drama and theater activities.

The first day of the 4<sup>th</sup> LTT held in Romania has started with visiting host school. The participants visited the classes and were able to talk to the teachers and students of the host school. The day continued with the presentation of the Romanian education system, and the historical presentation of the area.



# Traditional characters creation & idiomatic expressions

After lunch, a traditional dance team gave a short presentation of an ancient custom of the Romanians inscribed in 2008 (3.COM) on the Representative List of the Intangible Cultural Heritage of Humanity (originally proclaimed in 2005).

The workshop held in the afternoon of the first day focused on the traditions and elements specific to the culture of each country. The host country proposed as an activity the creation of a traditional character and the presentation of significant narratives with it.



**Romanian traditional character**



**Turkish traditional character**



**Dancers in folk costumes present Romanian traditional dance**

# Traditional characters creation & idiomatic expressions



**Croatian  
traditional  
character**



**Polish  
traditional  
character**




**Portuguese traditional  
character**

Building a narration to a created character develops and stimulates the ability to make a coherent narration, to create characteristics of the created figures, to stimulate observation skills, analysis and synthesis of information, logical thinking, and creative thinking. It supports teamwork, and also gives a lot of fun.

# Traditional characters creation & idiomatic expressions

At the same time, each team had to identify idiomatic expressions specific to the national language, difficult to translate word for word into an international language. The idiomatic expressions were presented in the languages of the participating countries, and in English an attempt was made to capture their meaning as accurately as possible. It was funny to try to find the differences and similarities between the culture and the national specifics of the participants.

**Presenting idioms in the picture**



**In drama you can paint an idiom, emotions, characters, stories...**



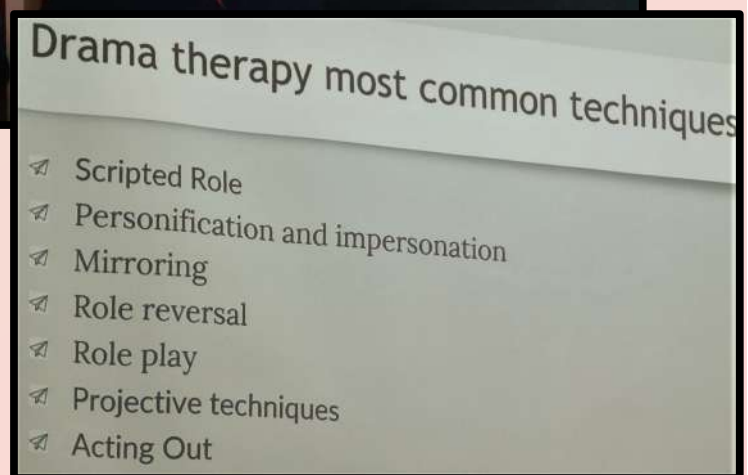
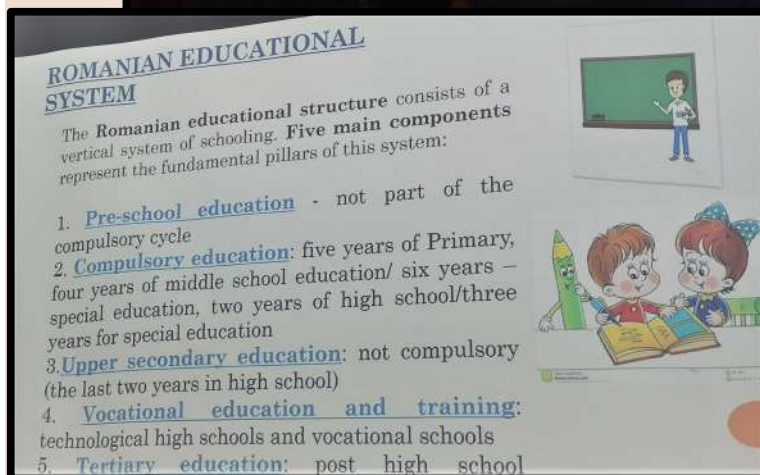
**Moody spoons**

# About the mobility

During the meeting participants met project's partners from other participating countries, host school management, teachers and students. It was held a presentation about the host school, about the Romanian educational system, and about drama therapy.

Objectives of the meeting were:

- strengthening the collaboration relations and exchange of good practices between key professionals of the partner schools
- informing on the specifics of the Romanian education system with an emphasis on special and special integrated education
- participate at the Drama Therapy Workshop
- participate at the Character Creation Workshop
- participate at the Story and Context Creation Workshop
- participate at the Romanian Traditional Crafts Workshop
- participate at the Cultural Event Activities: visiting puppet theater, Bran Castle, Barsov.



# Visiting school

**Centrul Scolar de Educatie Incluziva in Alexandria** is a public school which provides educational services for about 150 children between 4 to 25 years old enrolled in 19 classes, from pre-primary education to vocational school level (2 classes are integrated in 2 mainstream schools). The school is also a resource center for teachers from regular schools in implementing curriculum adaptation for students with special needs. The school has professional structures which provide to students a job qualification in the domain of confection. Educational curricula assure an equivalent qualification to others ordinary schools and give the possibilities to increase the insertion on the labour market.



# Romanian folklore – wooden spoons painting

In the Tuesday morning we created figures by painting them on wooden spoons. They were characters taken from Romanian folklore. By creating colorful paintings with symbolizing costumes, we practice motor skills, learn about folklore and culture. Spoons can be a great teaching aid, we can bring these effects in drama exercises, learn to conduct dialogues and behave in certain situations.



## DAY TWO



# Romanian folklore – wooden spoons painting

It is worth to create such great collection and use it in school for designing drama and theater activities.

**International collection of the Romanian folklore characters painted on wooden spoons**






# Characters, animals and emoticons – wooden spoons painting

Painted spoons can be created in a less complicated way, by painting them in a uniform color and drawing on them, for example: animals, emotions, peoples professions representatives. Every student, more or less manually skilled, can do this job, which is great therapeutic effects.



**Professions, characters,  
emotions, animals...**



# Five Star Restaurant!

After painting on a wooden spoons the hosts offered us a surprise. We went for a lunch to Turnu Magurele high school. The students acted like waiters at five-star restaurants. It was a real skill training for them.



**Five star experience in the Turnu Magurele high school**

# Diorama techniques

After lunch we went to the integrated school where we learned about diorama techniques - these are images that create the impression of three-dimensional. By diorama we can present real world or world completely invented by us. What we need to do diorama in school conditions? Just box after shoes, white sheets, crayons and glue. Taken picture we can use to story and context creation workshops. Imagination is our limit.



# Diorama techniques – stories



**Diorama stories made by each team**

# Shadow theater

Shadow theater, also known as shadow puppetry, is an ancient form of storytelling and entertainment which uses flat cut-out figures and props which are held between a source of light and a translucent screen. Shadow theater can also be performed by actors.



**Shadow theater story**

# Bran Castle & Count Dracula

As part of the activities on Wednesday, Count Dracula's Castle in Bran was visited. Bran Castle is a national monument and landmark in Transylvania. The castle is located 25 kilometers southwest of Brasov. The castle is considered the seat of the legendary Count Dracula and the most popular place in Romania. It is situated on a 762 meter high cliff and surrounded by valleys and hills. In fact, the castle was not the seat of Vlad III.



**Bran Castle**

**Vlad III Tepes  
also known as  
Palownik**

The nickname of Vlad III - Draculea - is the same as the son of a dragon or a devil as it has been spread in the legend.

Vlad was cruel throughout his reign, known for tormenting people, skinning them, and stuffing them on piles, earning him the nickname The Impaler.

This is how the legends were created, which later became the basis for the novel by Bram Stoker about the vampire Count Dracula.

**DAY THREE**

# Puppet City Theater in Brasov

The participants visited the Municipal Puppet Theater in Brasov "Arlechino". In the form of a performance, the director provided information about the history of the theater and about the puppets used in the performances. In the theater, 30 employees working with lighting, sounds, scenography and staging put on children's performances. Every year Brasov hosts the International Festival of Children's Theaters. The actors of the theater told about puppets making.

**Audience  
is ready  
for the  
show**



**Puppets in action**

# Puppet City Theater in Brasov






# Brasov

After visiting the theater, students showed participants the historic church, defense towers, city square and the underground museum in Brasov.

Brasov surprises at first sight. The city can be called one of the most beautiful cities in Romania. It is picturesquely situated between the hills. A significant part of the historic defensive walls has survived to this day and still pleases the eye. Brasov, like few cities in the world, has a natural vantage point. Mount Tampa is a place that provides a great view of the entire city.


The central place on the market square in Brasov is occupied by the town hall with a high tower, from which enemies were once looked for and the inhabitants of the city were warned about the dangers. Hence the second name of the tower: Trumpeters' tower (the structure is 58 meters high).

**Black Church owes its name to walls charred from fire**



**Historical streets with the Schei Gate in background**

**Main Square**



# Handicraft – cord and wool

During Thursday morning, techniques of working with local crafts were applied, namely the use of rope and wool. Different types of objects have been created, from the lining of a glass jar to the creation of wool decorations for application in these jars. The techniques used will be applied in the classroom with our students, enhancing the development of concentration, creativity and fine motricity.

## DAY FOUR



# Pappets making workshop

During Thursday afternoon, puppets, glove-manipulated dolls, were created by the project partners. The puppet is an inanimate object that comes to life with the action of the manipulator. It is considered an inanimate object that becomes "someone", because it, as it is manipulated, appropriates a borrowed life, in such a way that it makes it its own. It should be noted that puppets are used by SEN teachers to establish communication and interaction with students.



**Same template,  
lots of different  
characters...**

**Sky is the limit!**



# What does drama therapy give us?

**develops imagination and creativity**

**supports group integration**

**improves communication skills**

**teaches to make choices**

**helps to search for own solutions**

**learning to improvise**

**F  
U  
N**

**T  
H  
E  
R  
A  
P  
Y**



**S  
A  
T  
I  
S  
F  
A  
C  
T  
I  
O  
N**

**improve long-term concentration and attention**

**learn culture and traditions**

**enables overworking of certain problems**

**help express yourself**

**motivate to action**

**help to exercise memory**

**nurturing heritage and folk creativity**

**it helps to deal with emotions**

**provides a positive experience**

**learning to listen to the director**

**stimulating manual skills by making puppets, props, scenography, etc.**

# Closing ceremony with certificates

The last day of project activities, on Friday, we had an evaluation of the project and Certificate ceremony. After the interesting and useful week, we said goodbye to our partners and see you in Poland!

## DAY FIVE



# Summary

Joint activities around drama and theater therapy under the supervision of Romanian teachers and specialists enriched the participants' workshop. We reaffirm the idea that Dramatic Expression is a form of human expression that improves communication and disinhibition, develops self-confidence, interpersonal problem-solving skills, autonomy, cooperation and assertiveness, especially in our students with educational needs.

The development of this workshops allowed us to acquire new tools and methods of work for later use in our schools and with our students. The proposed activities were very enriching and attractive to be used with our students, constituting an added value in the work developed in the project.


We would like to thank the Romanian hosts for a wonderfully organized time, lots of experiences, great cuisine and showing us a part of their beautiful country.

**Mulțumesc**





Co-funded by the  
Erasmus+ Programme  
of the European Union



**PROGRAM ERASMUS+**

**SCHOOL EXCHANGE  
PARTNERSHIPS (KA229)**



**SENART** 



ToonyTool.com

**2020-1-TR01-KA2229-092504\_1**

**2020-1-TR01-KA2229-092504\_3**

**2020-1-TR01-KA2229-092504\_2**

**2020-1-TR01-KA2229-092504\_4**

**2020-1-TR01-KA2229-092504\_5**

**Editors and photos:**  
**The project team**  
**“Sky is the limit – SENART”**

**More information:**

**Facebook group**

**Project's website**

**TwinSpace- eTwinning project**

**Contact details:**

**Zespół Szkół Nr 16**

**e-mail: [szkola@zs16bialystok.pl](mailto:szkola@zs16bialystok.pl)**

